


Associated Talents, Inc.
Seahorse Micro Mini Sock CT-1108



Supply List

Associated Talents, Inc.
CT-1108

Kreinik
#12 Braid #032, #005

Mill Hill
Magnifica #10057

Rainbow Gallery
Fuzzy Stuff #FZ15
Grandeur #G820
Sparkle Braid #SK14
Splendor #S829, #S972,
#S1016, #S1105

Swarovski
Hot Fix Crystals #SS10 Crystal
AB

Area: Seahorse
Fibers: Splendor #S829, #S972,
#S1016, #S1105; #12 Braid
#032
Stitch: Tent

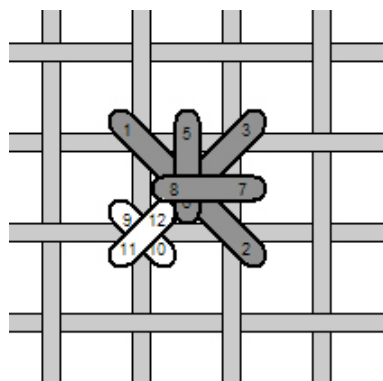
Associated Talents, Inc.

Seahorse Micro Mini Sock CT-1108

Area: Eye

Fiber: #12 Braid #005, #032

Stitch: Half Smyrna



Area: White Dots

Fiber: Hot Fix #SS10 Crystal AB

Technique: Apply with an appropriate Hot Fix tool. If Hot Fix Crystals are not available or desired, use either a sew-on flat back rhinestone or replace with a Smyrna Cross using #12 Braid #032

Area: White Circles

Fiber: Magnifica #10057

Technique: Apply beads with a cross stitch so the center hole lies in the direction of the line (not canvas thread) beneath. Once entire circle is applied, come back up to the front, running the needle through each bead, and then after going back down, pull slightly on the beading thread so each bead pulls a little into a circle.

Area: Hat

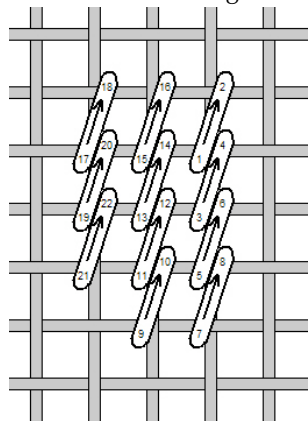
Fiber: Grandeur #G820

Stitch: Tent

Area: Fur Trim

Fiber: Fuzzy Stuff #FZ15

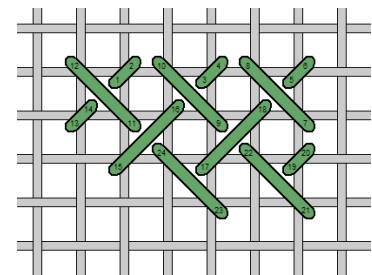
Stitch: Encroaching Goebelin



Area: Background

Fiber: Sparkle Braid #SK14

Stitch: Woven



Graphs are for representation of the rhythm of a stitch, and may not fit the specific, painted area. Unless otherwise instructed, the stitches should be compensated to fit the painted area, appropriately.