

Associated Talents, Inc.
 Gingerbread Ribbon Mini Tree CT-1615



Supply List

Associated Talents
 CT-1615

Caron Collection
 Impressions #2071

The Collection
 2mm Sequins #DM2-30

Kreinik
 #8 Braid #032, #002L

#12 Braid #005, #202HL, #308
 1/16th" Ribbon #003L, #100

Mill Hill
 Magnifica #10009, #10071,
 #10091, #10107

Rainbow Gallery
 Crystal Braid #CR01
 Grandeur #G841, #G903
 Neon Rays #N22, #N26

Petite Frosty Rays #PY107
 Petite Sparkle Rays #PS26
 Splendor #S828, #S829
 Very Velvet #V202

Area: Background
Fibers: Splendor #S828, #S829
Stitch: Basketweave

Associated Talents, Inc.

Gingerbread Ribbon Mini Tree CT-1615

Area: Gold Ribbon

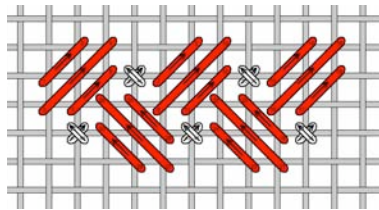
Fiber: Magnifica #10091, #8 Braid #002L

Technique: Line Beading with Cross Stitch on the Edge
Apply beads with a cross stitch so the hole of the bead lies in a vertical direction.

Area: Red Dotted Ribbon

Fibers: Neon Rays #N22, #N26, #8 Braid #032

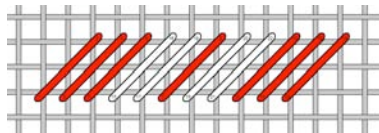
Stitch: Criss-Cross Hungarian



Area: Candy Cane Ribbon

Fibers: Petite Frosty Rays #PY107, 1/16th" Ribbon #003L, #12 Braid #308, Very Velvet #V202

Stitch: Padded Diagonal Satin



Lay long horizontal stitches of the Very Velvet first, then cover with the other fibers.

Area: Red Picot Edge Ribbon

Fibers: 2mm Sequins #DM2-30, Magnifica #10009

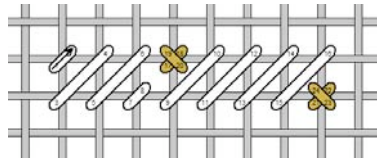
Technique: Overlapping Sequins with Beads

- Starting on the left hand side, attach a sequin with two stitches from the right hand corners into the center.
- Overlap the sequins as you repeat, moving to the right.
- Once all sequins are applied, attach beads with a cross stitch so the hole of the bead lies in a vertical position.

Area: White/Gold Border

Fibers: 1/16th" Ribbon #100, #8 Braid #002L

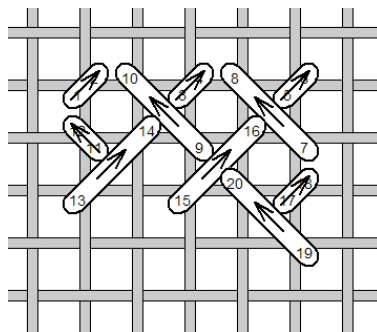
Stitches: Diagonal Satin with Cross Stitches



Area: Red Background

Fiber: 1ply Impressions #2017

Stitch: Woven



Area: Gingerbread Boy

Fiber: Grandeur #G841

Stitch: Basketweave

Area: Nose

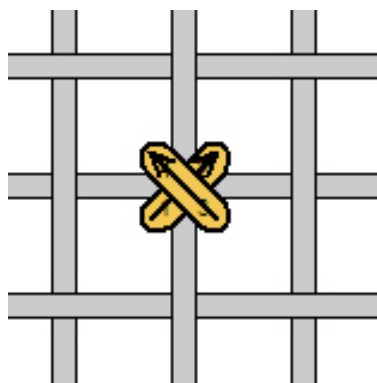
Fiber: Petite Sparkle Rays #PS26

Stitch: Cross Stitch

Area: Eyes

Fiber: #12 Braid #005


Stitch: Cross Stitch



Area: Mouth

Fiber: Grandeur #G903

Stitch: Wrapped Stem Stitch



Area: "Icing" Trim

Fiber: Crystal Braid #CR01

Stitch: French Knots

Area: Buttons

Fiber: Magnifica #10107, #10071

Technique: Apply bead with a cross stitch so that the hole of the bead lies in a horizontal direction.