

Associated Talents, Inc.
Ornaments Mini Tree CT-1622



Supply List

Associated Talents
CT-1622

Kreinik
1/16th" Ribbon #003L, #024L, #026L, #027L,
#029L, #033L
#12 Braid #202HL

Rainbow Gallery
Fuzzy Stuff #FZ1
Grandeur #G828, #G829 (Splendor #S828,
#S829 may be substituted)
Very Velvet #V622

Swarovski
Hot-fix Crystals #SS12, Light Siam

Associated Talents, Inc.

Ornaments Mini Tree CT-1622

Area: Background

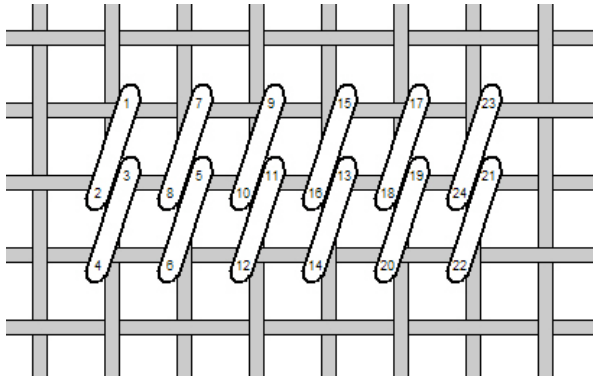
Fiber: Grandeur #G828, #G829 (If substituting Splendor, use 4ply)

Stitch: Basketweave

Area: White Borders

Fiber: Fuzzy Stuff #FZ1

Stitch: Encroaching Goebelin

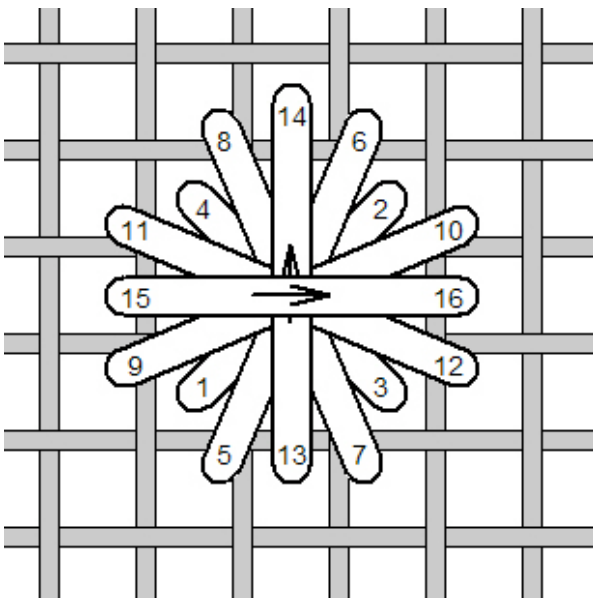


Area: Ornaments

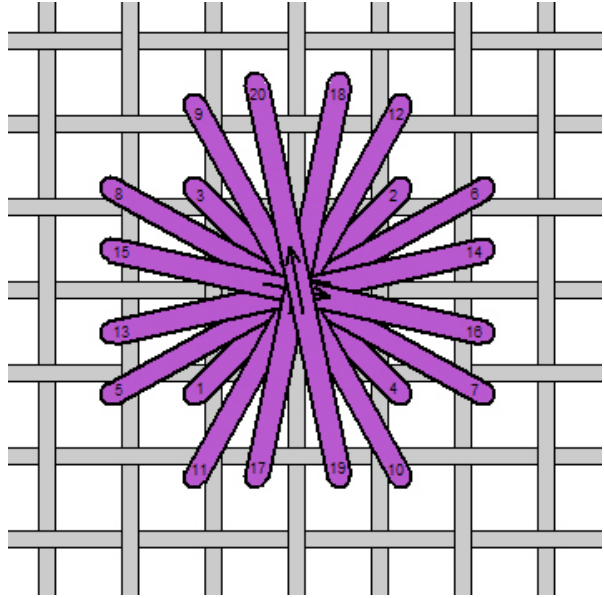
Fibers: 1/16th" Ribbon #003L, #024L, #026L, #027L, #029L, #033L, Very Velvet #V622

Stitch: Padded Rhodes

The first step is to stitch a smaller Rhodes in the center of the painted area with the Very Velvet. Use the same Very Velvet because color does not matter, as this Rhodes will be completely covered.




The second step is to apply a larger Rhodes on top using the appropriate 1/16th" ribbon. Be very careful to ensure the ribbon lays flat and does not twist.



Area: Ornament Cap and Hook

Fiber: #12 Braid #202HL

Stitches: Wrapped Stem and Elongated Cross



Area: Red Dots in Borders

Fiber: Hot-Fix Crystal, #SS16 Light Siam

Technique: Apply with Hot-Fix tool.