

Associated Talents, Inc.
Plaid Flamingoes Mini Tree CT-1630



Supply List

Associated Talents
CT-1630

Kreinik
1/16th Ribbon #100
#4 Braid #014
#8 Braid #032
#12 Braid #005, #092, #9200

Mill Hill
Magnifica #10114

Miyuki
11/0 Delica #DB1308

Rainbow Gallery
Fuzzy Stuff #FZ25
Neon Rays #N138
Neon Rays+ #NP138

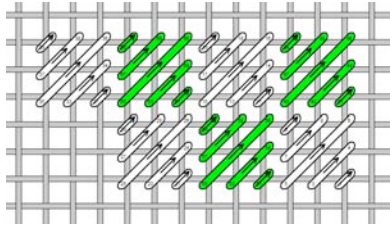
Petite Sparkle Rays #PS47
Petite Very Velvet #V602
Splendor #S829, #S1016

Vineyard Silk
Classic #C-047, #C-061,
#C-144, #C-190, #C-211,
#C-212

Associated Talents, Inc.

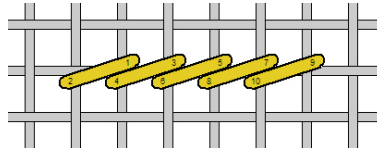
Plaid Flamingoes Mini Tree CT-1630

Area: Dark Green and Lime Green in Plaid
Fibers: Neon Rays+ #NP138, Sparkle Rays #PS47
Stitches: Scotch and Tent



Area: Flamingoes
Fibers: #12 Braid #092, #9200 Vineyard Silk #C-211, #C-212
Stitch: Tent (Basketweave)

Area: Wings
Fiber: Fuzzy Stuff #FZ25
Stitch: Encroaching Elongated Tent



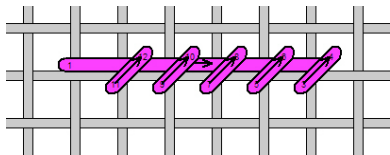
Area: Wreaths
Fibers: Vineyard Silk #C-061, #C-144
Stitch: French Knots

Area: Berries
Fiber: Magnifica #10114
Technique: Apply beads with a cross-stitch.

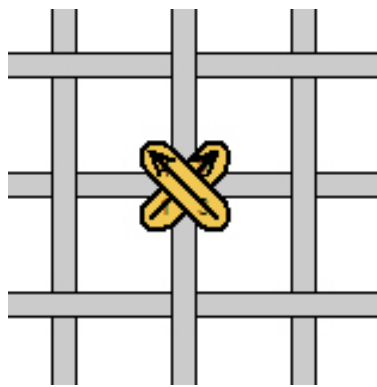
Area: Green Ground
Fibers: Splendor #S829, #S1016
Stitch: Tent

Area: Pink in Plaid
Fiber: Miyuki Delica 11/0 #DB1308
Technique: Apply beads with a cross-stitch so that the hole of the bead lines up with the direction of the line of the plaid.

Area: White Borders
Fibers: 1/16th" Ribbon #100, Petite Very Velvet #V602
Stitch: Padded Tent Stitch



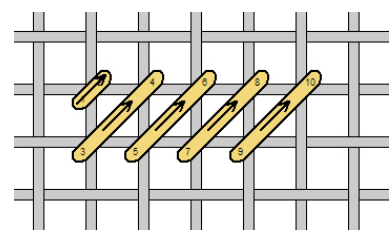
Area: Eyes
Fiber: #12 Braid #005
Stitch: Cross-Stitch



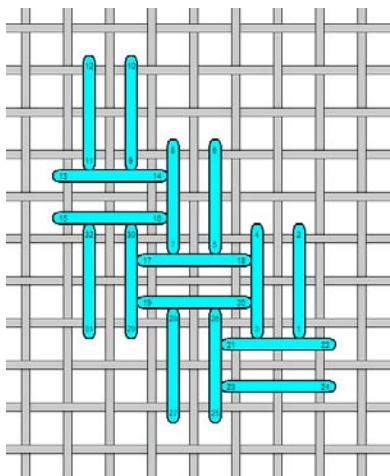
Area: Star Fish
Fibers: Vineyard Silk #C-047, #C190
Stitch: Tent

Area: White Dots
Fiber: #8 Braid #032
Stitch: Cross-Stitch

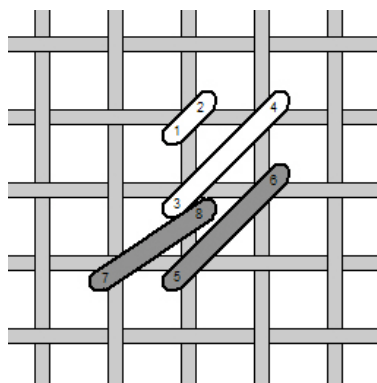
Area: Green Border
Fiber: Neon Rays #N138
Stitch: Cashmere



Area: Blue Background
Fiber: #4 Braid #014
Stitch: Lazy Roman



Area: Beak
Fibers: 1/16th" #100, #12 Braid #005
Stitch: Satin with Encroaching Elongated Tent



All graphs included in this guide are to illustrate the direction and/or rhythm of a stitch. They may not necessarily represent the painted area of the design.