


Associated Talents, Inc.
Beach Stripe Starfish Ornament CT-1751



Supply List

Associated Talents, Inc.
CT-1751

Kreinik
#8 Braid #002L, #032

Mill Hill
Magnifica #10091, #10106

Miyuki Corporation
11/0 Delica #DB1246,
#DB1308

Rainbow Gallery
Grandeur #G901, #G902
Neon Rays #N64

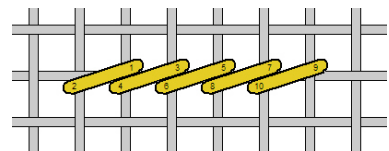
Petite Frosty Rays #PY217
Soft Sheen Fyrewerks #FT19
Splendor #S972, #S1105

Renaissance Designs
Sprinkles #59

Vineyard Silk
Classic #C-211, #C-212

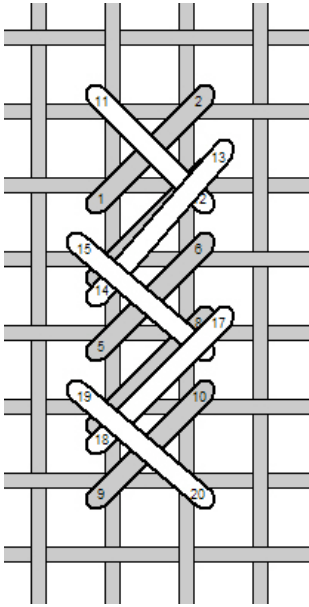
Area: Pink Stripe
Fibers: Vineyard Silk #C-211,
#C-212
Stitch: Tent

Area: Thin Taupe Stripe
Fibers: Grandeur #G901,
#G902
Stitch: Encroaching Goebelin

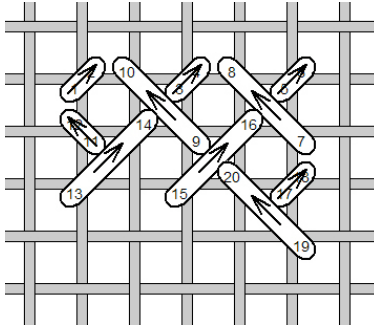


Beach Stripe Starfish Ornament CT-1751

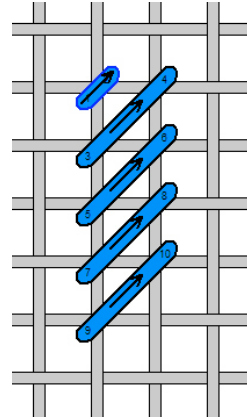
Area: White Stripe
Fibers: #8 Braid #032, Petite Frosty Rays #PY217
Stitch: Cashmere with Over Stitch



Area: Wide Taupe Stripe
Fiber: Sprinkles #59
Stitch: Woven



Area: Turquoise Stripe
Fiber: Neon Rays #N64
Stitch: Cashmere



Area: Narrow Pink Stripe
Fibers: Magnifica #10106, Miyuki 11/0 #DB1308
Technique: Apply beads with a cross-stitch, so the center hole lines up vertically.

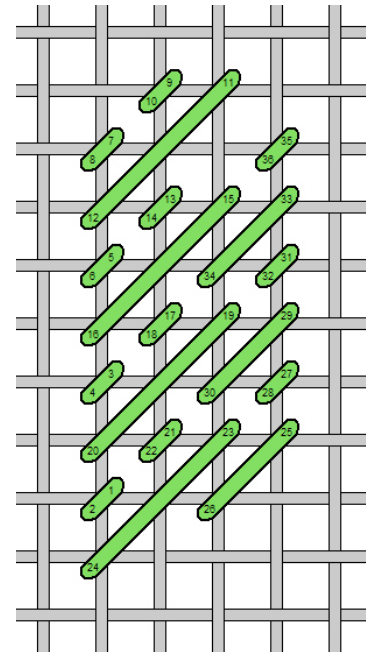
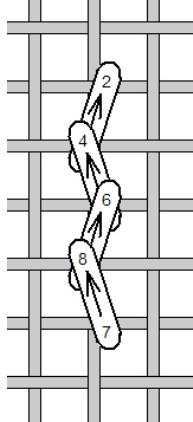
Area: Wide Lime Stripe
Fiber: Splendor #S1105
Stitch: Nobuko Stripe

Area: Narrow Green Stripe
Fiber: Miyuki 11/0 #DB1246
Technique: Apply beads with a cross-stitch so that the center hole lines up vertically.

Area: Green Stripe with Dot
Fiber: Splendor #S972
Stitch: Tent

Area: Gold Dot
Fiber: Magnifica #10091
Technique: Apply beads with a cross-stitch.

Area: Turquoise Stripe
Fiber: Soft Sheen Fyrewerks #FT19
Stitch: Overlapping Line Stitch



Area: Gold Dots
Fiber: #8 Braid #002L
Stitch: Cross Stitch

Graphs are for representation of the rhythm of a stitch, and may not fit the specific, painted area. Unless otherwise instructed, the stitches should be compensated to fit the painted area, appropriately.