

Associated Talents, Inc.
CT-1951R Red Peppermint Swirl Light Bulb



Supply List

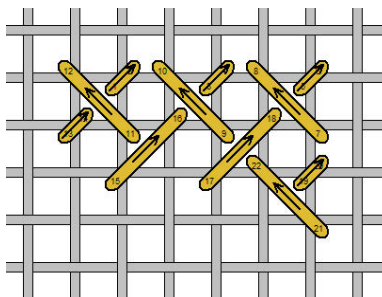
Associated Talents, Inc.
CT-1951R

Kreinik Mfg. Co.
#8 Braid
#032 Pearl
#202HL Aztec Gold

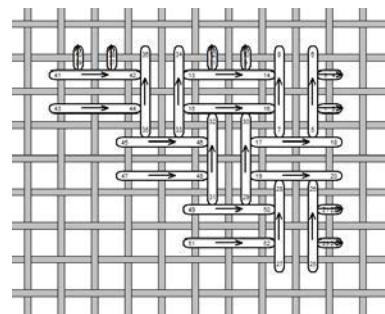
Mill Hill
Magnifica Beads
#10114 Cherry Red

Favorite beading thread.

Area: Cap
Thread: #8 Braid #202HL
Stitch: Woven



Area: White
Thread: #8 Braid #032
Stitch: Lazy Roman 2



CT-1951R Red Peppermint Swirl Light Bulb

Area: Narrow Red Stripes

Beads: Magnifica #10114

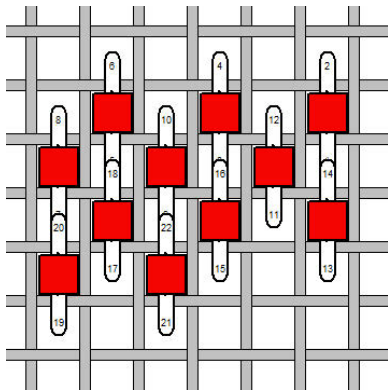
Technique: Line Beading

- Apply each bead with a cross-stitch so that the hole of the bead lies in the direction of the line.
- Once all the beads are applied, beginning at one end of the line, run the needle back through all of the beads.
- Give the beading thread a little tug before going back down, and anchoring. (Will pull the beads slightly “into line.”)

Area: Wide Red Stripes

Beads: Magnifica #10114

Technique: Brick Beading



It is easier to brick bead if all of the areas around are stitched. If you need to “violate” a previously stitched area to give a more pleasing line to the brick beaded area, it will not be apparent.