

Associated Talents, Inc.
CT-1956 Snowman with Cap Light Bulb



Supply List

Associated Talents, Inc.
CT-1956

Amy's Golden Strand
Burmilana
#3943 Medium Periwinkle
#3944 Light Periwinkle

DMC Corporation
Embroidery Floss
#304 Medium Red
#321 Red
#415 Pearl Grey
#970 Light Pumpkin
#3032 Medium Mocha Brown
#3713 Very Light Salmon

#3811 Very Light Turquoise

Mill Hill
Magnifica Beads
#10003 Black
#10091 Gold

Miyuki Corporation
11/0 Delica Beads
#DB0051 Trans. Rainbow Crystal

Rainbow Gallery
Neon Rays+
#NP02 White
#NP092 Clay

Fuzzy Stuff
#FZ15 White

Area: Cap

Beads: Magnifica #10091

Technique: Basketweave Beading

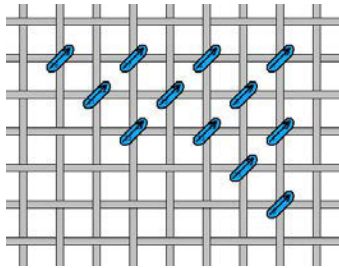
- The first step, regardless of whether you are covering a horizontal or a vertical canvas thread is to come up in the lower left hand hole, go through the bead, then back down in the upper right hand hole. This is a classic tent stitch. The bead will slant from the lower left to the upper right.
- When covering a horizontal thread, come back up in the upper left hand hole, go through the bottom of the bead (the end nearest the lower left hand hole,) and then go back down in the lower right hand hole. This will

CT-1956 Snowman with Cap Light Bulb

“pull” the bead into a horizontal position.

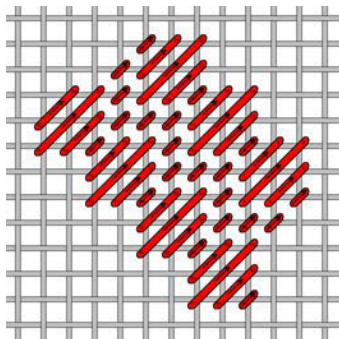
- Moving just like basketweave, continue to apply any beads covering horizontal threads in that diagonal row.
- When covering a vertical thread, follow the first step. For the second step, come up in the lower right hand hole, go through the bottom of the bead (again, the end nearest the lower left hand hole) and then go back down in the upper left hand hole. This will “pull” the bead into a vertical position.
- Moving just like basketweave, continue to apply beads covering vertical threads in that diagonal row.
- Once an area is complete, you may need to “scoot” the beads on the outer edge for tightly packed coverage.

Area: Blue Background
Thread: 4ply DMC #3811
Stitch: Skip Tent

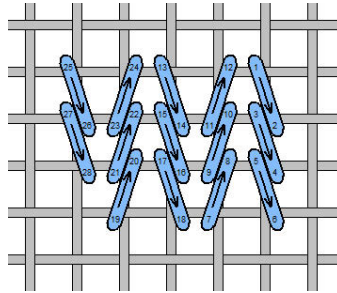


Area: Snowflakes
Beads: 11/0 Delicas #DB0051
Technique: Apply beads with a cross-stitch

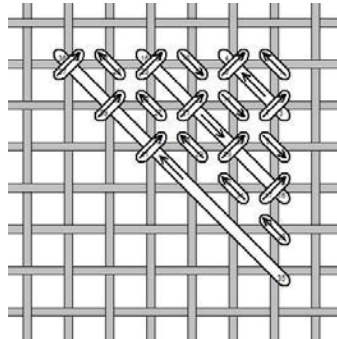
Area: Hat
Thread: 4ply Floss #304, #321
Stitch: Moorish Stitch



Area: Pom Pom and Brim
Thread: Fuzzy Stuff #FZ15
Stitch: Kalem



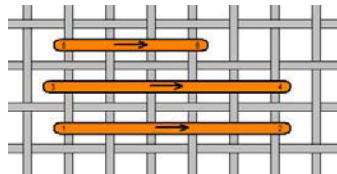
Area: Snowman Body and Face
Threads: Neon Rays+ #NP02, #NP092
Stitch: Baby Blanket Stitch



Area: Cheeks
Thread: 4ply DMC Floss #3713
Stitch: Tent

Area: Mouth
Thread: 4ply DMC Floss #415
Stitch: Tent

Area: Nose
Thread: 4ply DMC Floss #970
Stitch: Padded Satin
Apply multiple layers.



Area: Twigs
Thread: 4ply DMC Floss #3032
Stitch: Random Long Stitches

Area: Scarf
Threads: Burmalina #3943, #3944
Stitch: Kalem

Area: Eyes and Black Buttons
Beads: Magnifica #10003
Technique: Basketweave Beading