

Associated Talents, Inc.
Crab Confetti Starfish DL-762



Supply List

Associated Talents, Inc.
DL-762

Kreinik
#8 Braid
#032 Pearl

#12 Braid
#005 Black
#202HL Aztec Gold Hi Lustre

Mill Hill
Magnifica Beads
#10009 White

Miyuki Corporation
11/0 Delica Beads
#DB0119 Transparent Pearl
Sunflower Gold
#DB0709 Transparent Dark
Amber

Point of It All Designs
Hyla's High Cotton
#439 Mohawk
#906 Fushia

Rainbow Gallery
Petite Silk Lame
SP74 Pale Pink

Petite Very Velvet
V621 Lite Green

Soft Sheen Fyrewerks
FT6 Brite Christmas Red
FT72 Azure Seas

Splendor
S1105 Neon Green
S1129 Apple Green

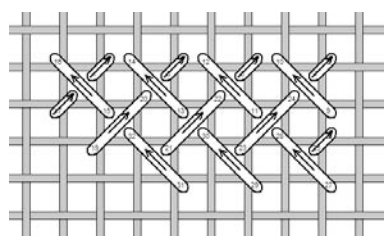
Associated Talents, Inc.
 Crab Confetti Starfish DL-762

Swarovski
 SS12 HotFix Crystal
 BLU12 Capri Blue
 2mm Crystal Beads

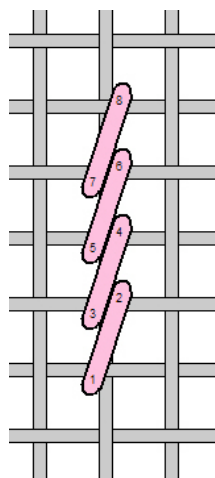
Vineyard Silk
 Classic
 C-007 Holiday
 C-008 Berry
 C-134 Lipstitch
 C-213 Azalea

Area: Green Stripes
Fiber: S1105, S1129
Stitch: Tent

Area: White Stripe
Fiber: #8 Braid #032
Stitch: Woven

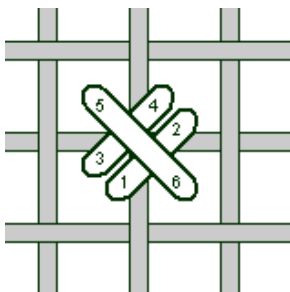


Area: Pink Stripe
Fiber: SP74
Stitch: Encroaching Goebelin




Area: Crabs
Fibers: C-007, C-008, C-134, C-213
Stitch: Tent

Area: Crab Eyes
Fiber: #12 Braid #005
Stitch: Double Cross Stitch

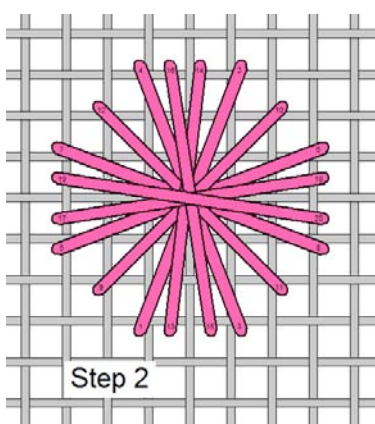


Area: Ornaments
Fibers: V621, FT6, FT72
Stitch: Padded Rhodes


Step 1 in Very Velvet



Step 2 in Soft Sheen Fireworks



Area: Ornament Hook/Top
Fiber: #12 Braid #202HL
Stitch: Wrapped Stem/
 Elongated Cross

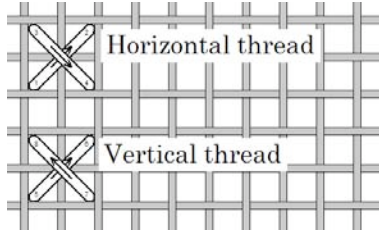


Area: Starfish
Fibers: Magnifica #10009,
 Miyuki Delica #DB0119,
 #DB0709
Technique: Basketweave
 Beading
Recommended beading threads:
 clear Sulky sewing thread; 4lb
 Test Fireline

- Beads are applied with cross-stitches, moving in diagonal rows, like basketweave.
- The first stitch of the cross-stitch, no matter which directional thread you are covering, goes from the lower left, through the bead, then back down in the upper right.
- When covering a vertical thread, the second stitch will come up in the lower right, come back through the bead from the bottom (lower left end) and then go back down in the upper left.
- When covering a horizontal thread, the second stitch will come up in the upper left, come back through the bead from the bottom (lower left end) and then go back down in the lower right.

Associated Talents, Inc.
Crab Confetti Starfish DL-762

- Move between stitches in diagonal rows, just like basketweave.



Area: Blue and Pink Dots

Fibers: Swarovski 2mm Crystal Beads; Hyla's High Cotton #439, #906

Technique: Apply beads with a cross-stitch

The thread needs to be waxed, as the crystal beads can have sharp edges and can cut the thread. Work slowly, and don't pull excessively hard on the threads as they go through the beads.

Area: Large Blue Dots

Fiber: SS12 Capri Blue Flatback Crystals

Technique: Apply crystals with an appropriate Hot Fix applicator.

All graphs included in this guide are to illustrate the direction and/or rhythm of a stitch. They may not necessarily represent the painted area of a design, and compensation will be necessary in most areas.