

Associated Talents, Inc.
Swirly Sucker Mini Mask EE-1134



Supply List

Associated Talents, Inc.
EE-1134

Caron Collection
Impressions #7035

Kreinik Corporation
1/16th" Ribbon #022L,
#9200, #9032

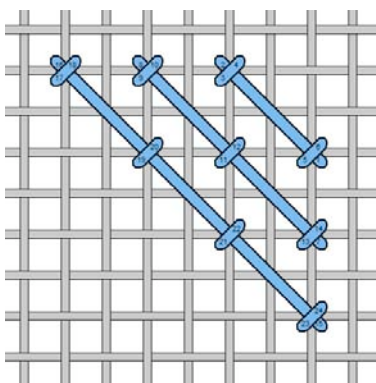
Miyuki Corporation
11/0 Delica Beads #DB0626,
#DB0775, #DB0169,
#DB0780, #DB0623

Rainbow Gallery
Petite Frosty Rays #PY389
Petite Sparkle Rays #PS03
Soft Sheen Fyre Werks #FT3,
#FT6, #FT9, #FT83

Vineyard Silk
Classic #C-185, #C186

YLI
Ribbon Floss #22


Area: Background
Fiber: Impressions #7035
Stitch: Web



Area: Dots
Fibers: Colors:
• Brown~ 1/16th" Ribbon
#022L
• Lime~ Petite Frosty Rays
#PY389
• Orange~ Soft Sheen Fyre
Werks #FT3

- Pink~ Soft Sheen Fyre Werks #FT9
- Red~ Soft Sheen Fyre Werks #FT6
- Yellow~ Petite Sparkle Rays #PS03

Stitch: Rhodes Variation



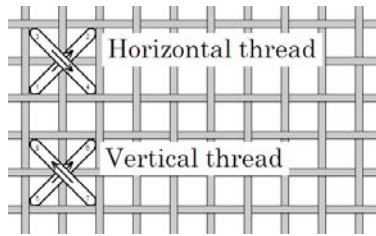
Area: Suckers
Fiber/Beads: Colors:
• Aqua/Orange~ Soft Sheen
Fyre Werks #FT3, 11/0
Delica #DB0626

Associated Talents, Inc.
 Swirly Sucker Mini Mask EE-1134

- Light Pink/Yellow~ 1/16th" Ribbon #9200, 11/0 Delica #DB0623
- Lime/Aqua~ Soft Sheen Fyre Werks #FT83, 11/0 Delica #DB0169
- Pink/Purple~ Ribbon Floss #22, 11/0 Delica #DB0780
- Pink/Yellow~ Petite Sparkle Rays #PS03, 11/0 Delica #DB0775

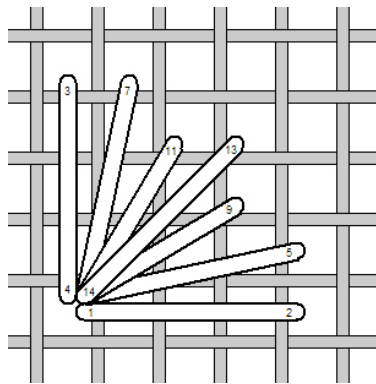
Technique: Basketweave and Basketweave Beading

- Basketweave one swirl with the indicated color.
- Basketweave bead the other swirl.
- Beads are applied with cross-stitches, moving in diagonal rows, like basketweave.
- The first stitch of the cross-stitch, no matter which directional thread you are covering, goes from the lower left, through the bead, then back down in the upper right.
- When covering a vertical thread, the second stitch will come up in the lower right, come back through the bead from the bottom (lower left end) and then go back down in the upper left.
- When covering a horizontal thread, the second stitch will come up in the upper left, come back through the bead from the bottom (lower left end) and then go back down in the lower right.
- Move between stitches in diagonal rows, just like basketweave.



Area: Sticks
Fibers: Vineyard Silk #C-185, #C-186
Stitch: Tent

Area: Sucker Wrapper
Fiber: 1/16th" Ribbon #9032
Stitch: Satin Ray Stitch



At the time this stitch guide was written, all threads and embellishments were available. In the event a thread or embellishment is discontinued, any similar material may be substituted with no negative effect on the finished product.

All graphs included in this guide are to illustrate the direction and/or rhythm of a stitch. They may not necessarily represent the painted area of a design, and compensation will be necessary in most areas.