

Associated Talents, Inc.  
Patterned Candy Corn EE-902



**Supply List**

*Associated Talents*  
EE-902

*The Collection*  
Sequins #DM-15

*Kreinik*  
1/16th Ribbon #005  
#8 Braid #005  
#12 Braid #3215, #5725, #5740,  
#5515

*Mill Hill*  
Magnifica Beads #10107, #11053

*Point of It All Designs*  
Hyla's High Cotton #601

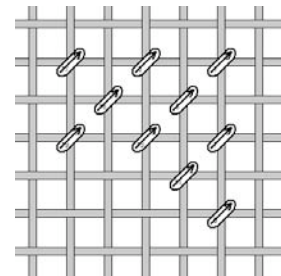
*Rainbow Gallery*  
Flair #F588  
Mandarin Floss #M801  
Neon Rays Plus #NP100

*Renaissance Designs*  
Sprinkles #04

*Sundance Designs*  
11/0 Delica #202

*Vineyard Silk*  
Classic #C-197

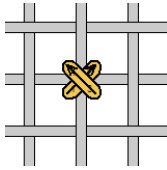
**Area:** Light Orange Ground  
**Fiber:** Hyla's High Cotton #601  
**Stitch:** Skip Tent



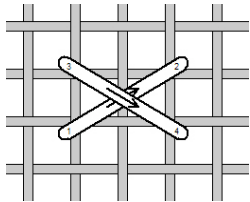
# Associated Talents, Inc.

## Patterned Candy Corn EE-902

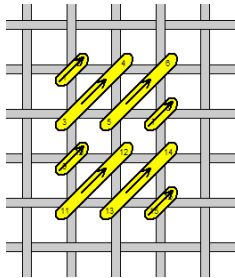
**Area:** Bats  
**Fiber:** #8 Braid #005  
**Stitch:** Cross Stitch



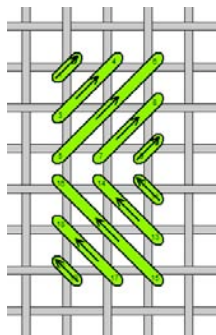
**Area:** Gold Band  
**Fiber:** Neon Rays Plus #NP100  
**Stitch:** Elongated Cross Stitch



**Area:** Narrow Stripes  
**Fibers:** Sprinkles #04, Flair #F588, 1/16th ribbon #005, #12 Braid #5740  
**Stitch:** Tent Stitch

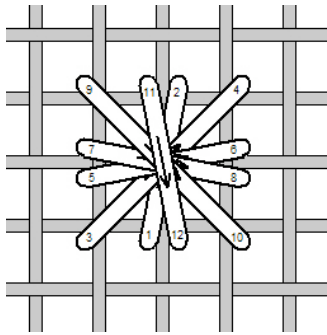


**Area:** Wide Purple Stripe  
**Fiber:** #12 Braid #5740  
**Stitch:** Reversing Scotch

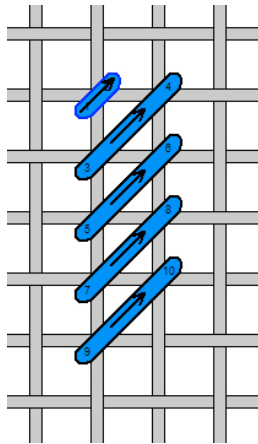


**Area:** Narrow Lime, Purple, and Yellow Stripes  
**Fiber:** Mill Hill #10107, #11053, Sundance #202  
**Technique:** Apply beads with a cross-stitch, lining them up vertically.

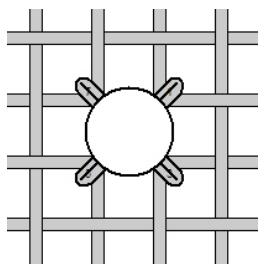
**Area:** Wide Checker Orange Stripe  
**Fibers:** Sprinkles #04, Flair #F588  
**Stitches:** Flair-Basketweave, Sprinkles-Square Rhodes Stitch



**Area:** Medium Black Stripe  
**Fiber:** 1/16th Ribbon #005  
**Stitch:** Diagonal Satin Stitch



**Area:** Medium Green Stripe  
**Fiber:** Sequins #DM15  
**Technique:** Apply sequins, overlapping

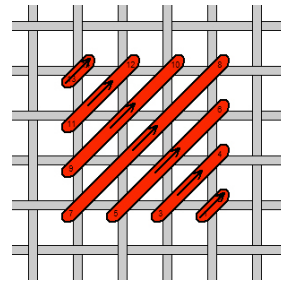


**Area:** Wide Black Stripe  
**Fiber:** 1/16th Ribbon #005  
**Stitch:** Diagonal Satin

**Area:** Black Ground Behind Dots  
**Fiber:** Mandarin Floss #M801  
**Stitch:** Tent


**Area:** Dots  
**Fiber:** Sequins #DM-15  
**Technique:** Apply sequins, starting with N, S, E, W, then apply in corners, overlapping. Finally, apply one in the center.

**Area:** Black in Plaid  
**Fiber:** 1/16th Ribbon #005  
**Stitch:** Scotch and Tent



**Area:** Light Orange in Plaid  
**Fiber:** High Cotton #601  
**Stitch:** Diagonal Satin

**Area:** Dark Orange  
**Fiber:** Sprinkles #04  
**Stitch:** Smyrna Cross



**Area:** Purple and Green Stripes  
**Fibers:** #12 Braid #5740, Vineyard Silk #197  
**Stitch:** Tent

*Graphs are for representation of the rhythm of a stitch, and may not fit the specific, painted area. Unless otherwise instructed, the stitches should be compensated to fit the painted area, appropriately.*