

Associated Talents, Inc.
 Patterned Candy Corn EE-903



Supply List

Associated Talents
 EE-903

Caron Collection
 Impressions #6033

The Collection
 Sequins #DM-15

Kreinik
 1/16th Ribbon #015L, #027L
 #12 Braid #005

Mill Hill
 Magnifica Beads #10002,
 #10015, #10083

Rainbow Gallery
 Petite Frosty Rays #PY102,
 #PY217, #PY368
 Petite Sparkle Rays #PS02,
 #PS27, #PS43, #PS78
 Petite Very Velvet #V601

Vineyard Silk
 Classic #C-026, #C-053,
 #C-111, #C-199

Area: Orange with Dashes
Fiber: Vineyard Silk #C199,
 Magnifica Beads #10002
Stitch: Tent
Apply beads with a cross-stitch.

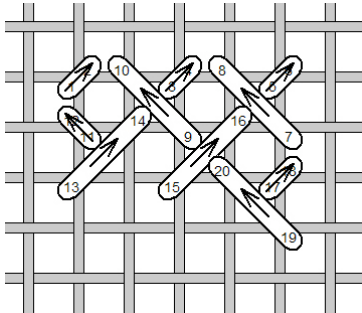
Area: Orange, Black, Lime, and
 Yellow Single Row Stripes
Fibers: Vineyard Silk #C-026,
 #C-053, #12 Braid #005, Petite
 Sparkle Rays #PS27
Stitch: Tent

Area: Green Stripe
Fiber: Sequins #DM-15,
 Vineyard Silk #C-053
Technique: Starting at the
 bottom of the stripe, attach
 sequin with a straight stitch, in
 center holes. Layer on top,
 repeating until stripe is covered.

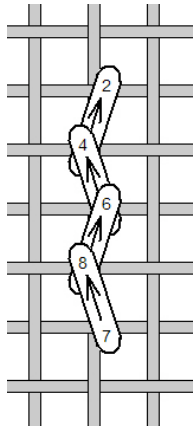
Associated Talents, Inc.

Patterned Candy Corn EE-903

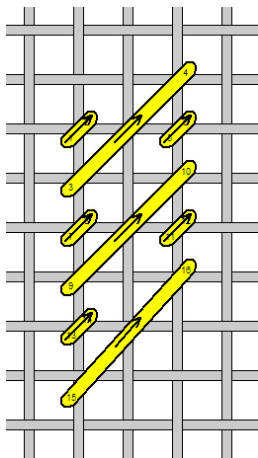
Area: Wide Black Stripe
Fiber: #12 Braid #005
Stitch: Woven



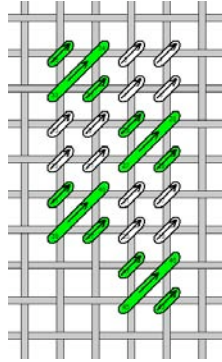
Area: Dark Orange Stripe
Fiber: 1/16th Ribbon #027L
Stitch: Overlapping Line Stitch



Area: Wide Yellow Stripe
Fiber: Petite Sparkle Rays #PS27
Stitch: Nobuko Variation Stripe

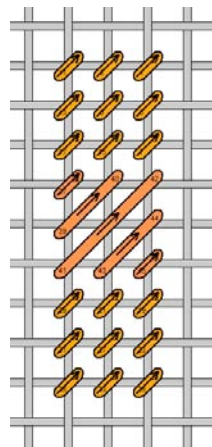


Area: Lime Checkerboard
Fibers: Vineyard Silk #C-053,
 1/16th Ribbon #015L
Stitch: Mosaic Checkerboard

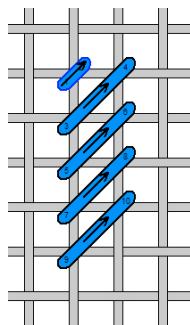


Area: Purple Stripe
Fiber: Impressions #6033
Stitch: Woven

Area: Wide Orange Checker
Fibers: Vineyard Silk #C-026,
 1/16th Ribbon #027L
Stitch: Scotch Checkerboard



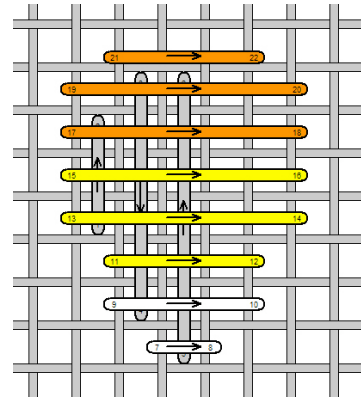
Area: Black Stripe
Fiber: Petite Very Velvet #V601
Stitch: Cashmere Stripe



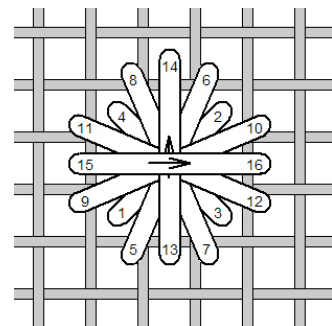
Area: Purple and Orange Borders
Fibers: Magnifica Beads #10002,
 #10015, #10083
Technique: Apply beads with a
 cross stitch, so that the orange line
 up horizontally, and purple sit next
 to each other vertically.

Area: Black and Green Ground
Fiber: Vineyard Silk #C-063,
 #C-111
Stitch: Tent

Area: Candy Corn
Fibers: Petite Frosty Rays #PY102,
 #PY217, #PY368
Stitch: Padded Horizontal Satin



Area: Dots
Fibers: Petite Sparkle Rays #PS02,
 #PS27, #PS43, #PS78
Stitch: Rhodes



*Graphs are for representation of the
 rhythm of a stitch, and may not fit
 the specific, painted area. Unless
 otherwise instructed, the stitches
 should be compensated to fit the
 painted area, appropriately.*