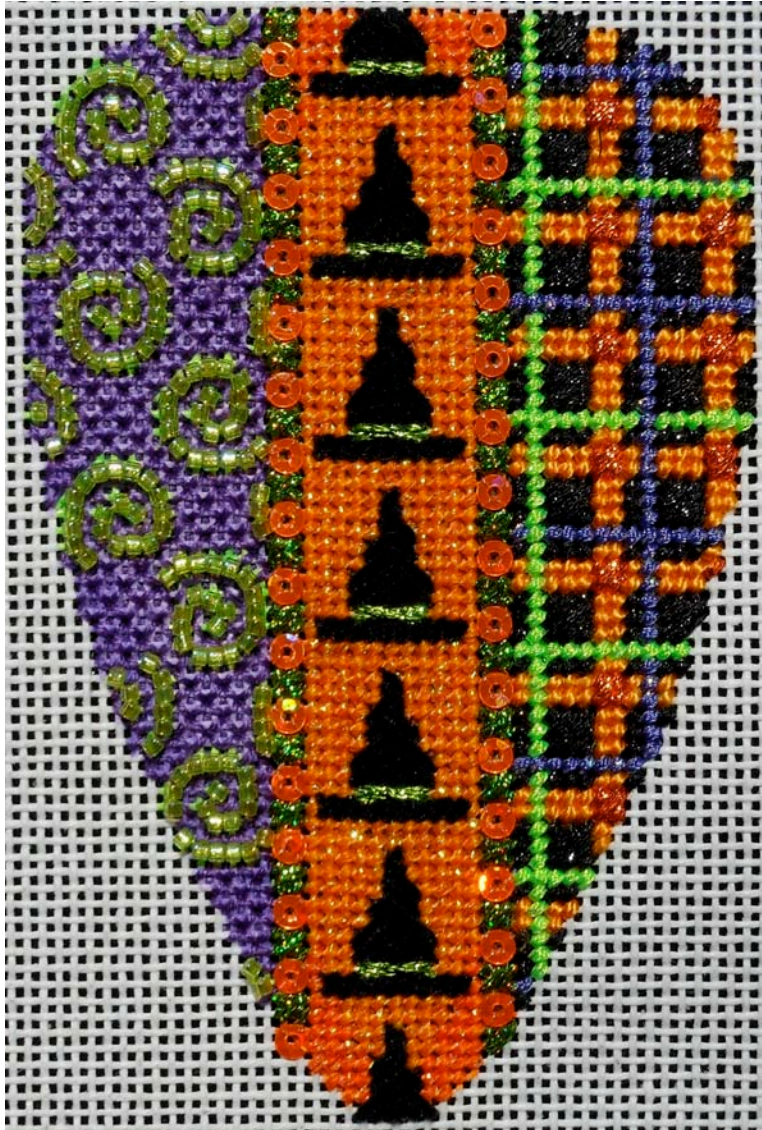


Associated Talents, Inc.  
Patterned Candy Corn EE-904



**Supply List**

*Associated Talents*  
EE-904

*Caron Collection*  
Impressions #6033

*The Collection*  
2mm Sequins #DM-6R

*Kreinik*  
1/16th Ribbon #015L

*Miyuki*  
11/0 Delica #DB174-TB

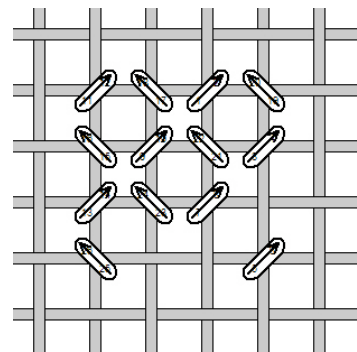
*Rainbow Gallery*  
Fyre Werks #FT11, #FT3

Petite Sparkle Rays #PS02,  
#PS43  
Petite Very Velvet #V601

*Renaissance Designs*  
Sprinkles #05, #52

*Vineyard Silk*  
Classic #C-199

**Area:** Purple Ground  
**Fiber:** Impressions #6033  
**Stitch:** Reversing Skip Tent

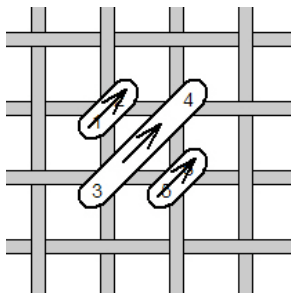


# Associated Talents, Inc.

## Patterned Candy Corn EE-904

**Area:** Swirls  
**Fiber:** Miyuki #DB174-TB  
**Technique:** Apply beads with a cross stitch to the direction of the hole lines up with the direction of the swirl. When the swirl is complete, come up at one end with your needle, and work your way through the entire swirl, not going down in the canvas until the end. Tug slightly, and the swirl will smooth out.

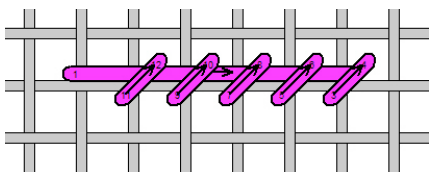
**Area:** Green in Borders  
**Fiber:** 1/16th Ribbon #015L  
**Stitch:** Mosaic



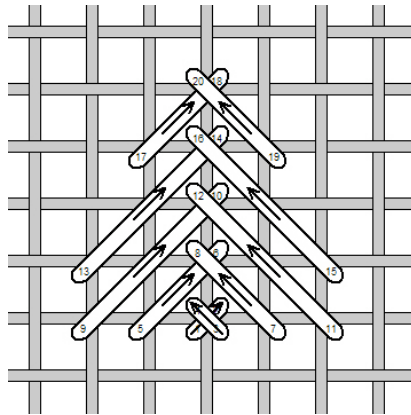
**Area:** Orange in Border  
**Fiber:** Sequin #DM-6R  
**Technique:** Apply individual sequins, applying a stitch from each corner into the center.

**Area:** Orange Ground  
**Fibers:** Sprinkles #05, #52  
**Stitch:** Tent  
*I highly recommend a thread conditioner, such as Thread Heaven when working with Sprinkles.*

**Area:** Hat Brims  
**Fiber:** Petite Very Velvet #V601  
**Stitch:** Padded Tent

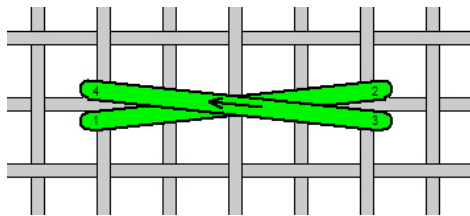


**Area:** Hat  
**Fiber:** Petite Very Velvet #V601  
**Stitch:** Modified Fern

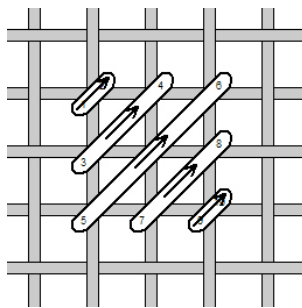


**Area:** Dark Orange in Plaid  
**Fiber:** Fyre Werks #FT3  
**Stitch:** Mosaic

**Area:** Hat Band  
**Fiber:** 1/16th Ribbon #015L  
**Stitch:** Elongated Cross Stitch



**Area:** Black in Plaid  
**Fiber:** Fyre Werks #FT11  
**Stitch:** Scotch and Tent



**Area:** Lime, Light Orange, and Purple in Plaid  
**Fibers:** Petite Sparkle Rays #PS02, #PS43, Vineyard Silk #C-199  
**Stitch:** Tent

*Graphs are for representation of the rhythm of a stitch, and may not fit the specific, painted area. Unless otherwise instructed, the stitches should be compensated to fit the painted area, appropriately.*