

Associated Talents, Inc.
Ghost Harlequin Mini Witch Sock EE-952



Supply List

Associated Talents, Inc.
EE-952

Kreinik
1/16th" Ribbon #027L

Mill Hill
Magnifica #10091

Needlepoint, Inc.
Silk #455

Rainbow Gallery
Crystal Braid #CR01
Petite Frosty Rays #PY094

Petite Silk Lame Braid #SP59,
#SP69
Splendor #S1105

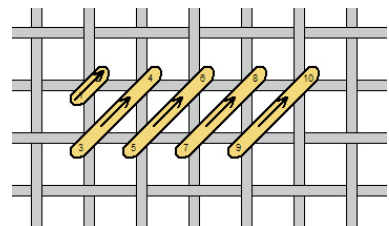
Ty-Di Threads
Spun Silk #2727

Vineyard Silk
Classic #C-111

Area: Top Border and Ghost
Eyes

Fiber: Vineyard Silk #C-111
Stitch: Tent (Basketweave)

Area: Orange Border
Fiber: Petite Frosty Rays
#PY094
Stitch: Cashmere



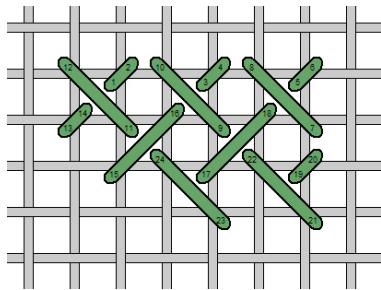
Area: Gold Dots
Fiber: Magnifica #10091

Associated Talents, Inc.
 Ghost Harlequin Mini Witch Sock EE-952


Technique: Apply beads with a vertical cross-stitch

Area: Blue Background
Fiber: Spun Silk #2727
Stitch: Tent (Basketweave)

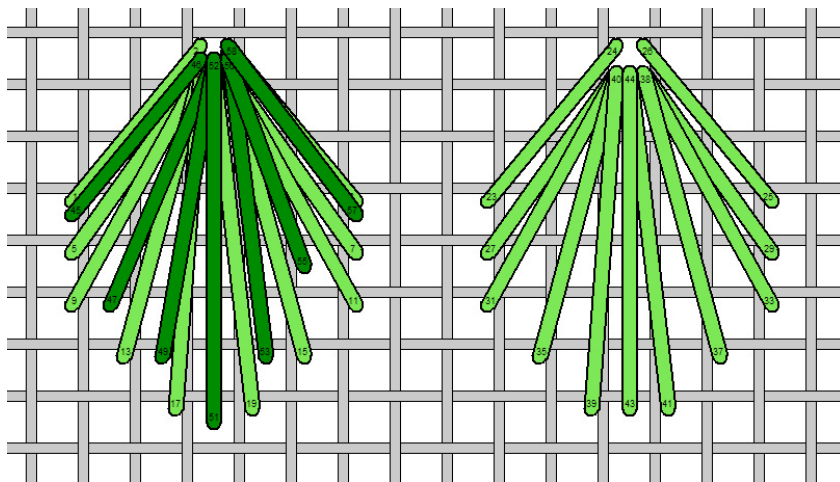
Area: Ghost
Fiber: Crystal Braid #CR01
Stitch: Woven



Area: Orange Square
Fiber: 1/16th" Ribbon #027L
Stitch: Smyrna Cross



Area: Lime and Purple
 Diamonds
Fibers: Needlepoint Inc. Silk #455
 Splendor #S1105
 Petite Silk Lame Braid #SP59, #SP69
Stitch: Scallop Stitch



For graphing purposes, the lighter green represents the silk stitches, which should be done first. The darker green is Silk Lame Braid stitches.

All graphs included in this guide are to illustrate the direction and/or rhythm of a stitch. They may not necessarily represent the painted area of a design, and compensation will be necessary in most areas.