

Associated Talents, Inc.

Patterned Hearts #HE-803



Supply List

DMC:
Memory Thread #6120

Kreinik:
1/16 Ribbon #015L, 091,
9200

Mill Hill:
Magnifica Bead #10002,
#10065,

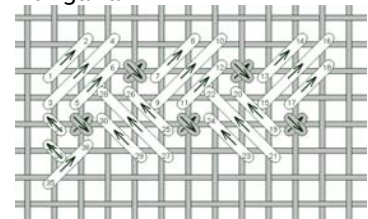
Rainbow Gallery:
Flair #F571
Neon Rays #N15
Patina #PN36
Petite Frosty Rays #PY344,
PY385
Petite Sparkle Rays #PS77,
PS36
Petite Treasure Ribbon #PR88

Soft Sheen Fyrewerks #FT3,
FT19, FT20
Splendor #S1105

Renaissance Designs:
Sprinkles #50, #31

Vineyard Silk:
Classic #C-163, C-060.
C-173

Area: Green w/ Blue Dots
Fibers: Splendor #S1105 (4
ply), Fyrewerks #FT19
Stitch: Criss-Cross
Hungarian



Area: Dark Pink Border
Fiber: Memory thread #6120
Technique: Couchéd Braid

- Using a large needle, open up the holes at the top of the stripe.
- Push 3 strands of Memory thread through these

Associated Talents, Inc.

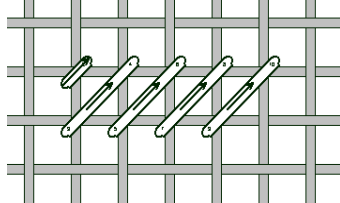
Patterned Hearts #HE-803

enlarged holes, and then anchor on the back.

- Braid the three strands to the length of the stripe.
- Open up the holes at the bottom of the stripe, plunging the three strands down.
- Anchor the bottom of the stripe to the back and couch down the braid, coming from both sides.

Area: Yellow, Dark Pink, Orange, Lime Green stripes
Fibers: Vineyard Silk #C-163, C-060, Fyre Werks #FT20, FT3, Sprinkles #50
Stitch: Tent w/ Cross-Stitches for darker green dots on lime green stripe.

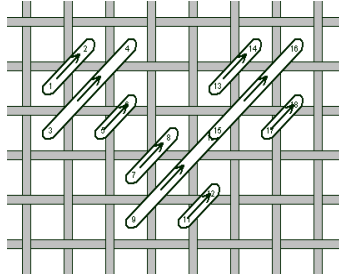
Area: Orange Stripe
Fibers: Petite Sparkel Rays #PS77, Mill Hill Magnifica #10002
Stitch: Diagonal Satin



Apply bead on dots with cross stitch.

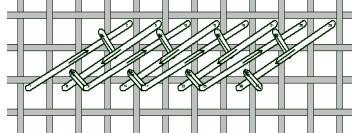
Area: Lime Stripe, Yellow Stripe, Pink Stripe
Fiber: Petite Treasure Ribbon #PR88, 1/16th Ribbon #091, Sprinkles #31
Stitch: Diagonal Satin

Area: Pink Check Stripe
Fibers: Neon Rays #N15, 1/16th Ribbon #9200
Stitch: Mosaic

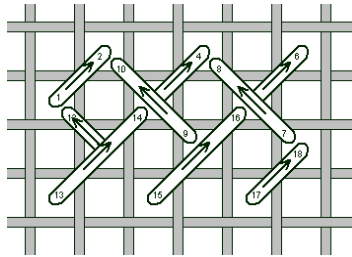


Area: Light Blue Stripe, Lime Stripe
Fiber: Mill Hill Magnifica # , #10065
Technique: Apply beads with cross stitch

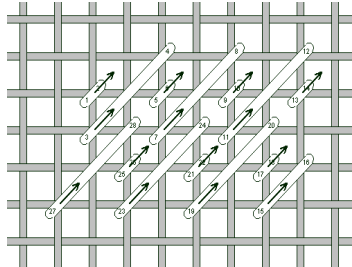
Area: Turquoise Stripe
Fiber: Patina #PN36
Stitch: Long Legged Cross



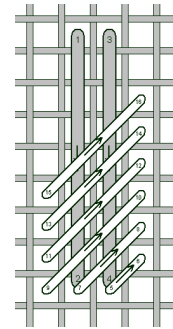
Area: Light turquoise Stripe
Fiber: Petite Sparkle Rays #PS36
Stitch: Woven Stitch



Area: Wide Hot Pink Stripe
Fiber: Petite Frosty Ryas #PY385
Stitch: Nobuko



Area: Blue/Green Border
Fibers: Flair #F570, 1/16th Ribbon #015L
Stitch: Padded Satin



- Lay in vertical padding in either Flair, or any Very Velvet on hand.
- Cover the entire area with Flair, first, then come back and apply green stripes on top.

Area: Pink Background
Fiber: Vineyard Silk #C173
Stitch: Tent Stitch

Area: Hearts
Fiber: Soft Sheen Fyre Werks #FT20
Stitch: Rhodes Heart

