


Associated Talents, Inc.

Patterned Hearts #HE-804



Supply List

DMC:

Memory Thread #6120

Kreinik:

#12 Braid #015
1/16 Ribbon #015L

Mill Hill:

Magnifica Bead #10045,
#10052

Rainbow Gallery:

Petite Frosty Rays #PY081
Petite Very Velvet #V621

Renaissance Designs:

Sprinkles #51, #72

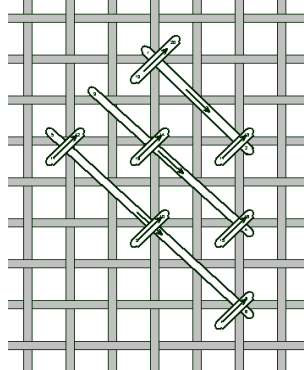
Vineyard Silk:

Classic #C-060, C-005, C-081

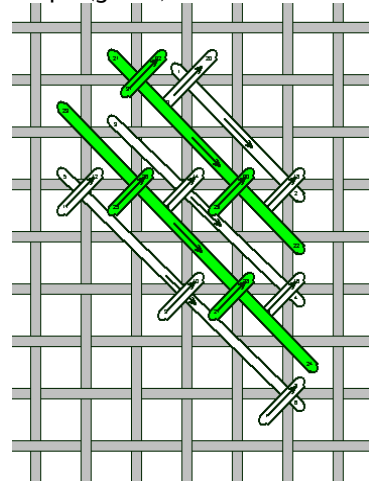
Area: Far Left Lime Section

Fibers: #12 Braid #015,
Vineyard Silk #C-060

Stitch: Woven Plaid
Step 1, in Vineyard Silk:



Step 2 (green) in #12 Braid



Area: Pink and Turquoise Zig-Zag Border

Associated Talents, Inc.

Patterned Hearts #HE-804

Fibers: Memory Thread #6120,
Vineyard Silk #C-081

Stitch: Tent and Couched
Memory Thread


Tent stitch background first,
then:

- Using a large needle, open up a hole at the top of the border.
- Plunge the memory thread through this hole, then zigzag down the length of the stripe.
- Open up a hole at the bottom and plunge the thread through.
- Anchor the thread on the back, and then place small stitches to anchor the zig-zag.

Area: Lime with Polka Dots

Fibers: Petite Frosty Rays
#PY081, Magnifica #10045

Stitch: Criss-Cross Hungarian

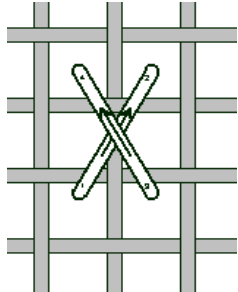


Apply beads with a cross-stitch.

Area: Turquoise and Pink
Border

Fibers: Sprinkles #51, Vineyard
Silk #C-005

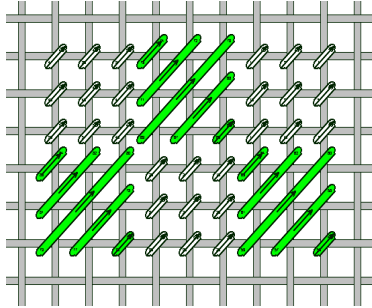
Stitches: Tent and Elongated
Cross-Stitch



Area: Checkerboard Lime

Fibers: 1/16th Ribbon #105L,
Vineyard Silk #C-060

Stitch: Checkerboard Scotch



Area: Picot Edge Turquoise
Border

Fibers: Vineyard Silk #C-081,
Magnifica # 10052

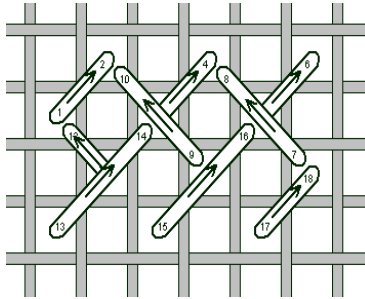
Stitch: Tent Stitch

Apply beads with a cross stitch.

Area: Plain Lime

Fiber: Sprinkles #72

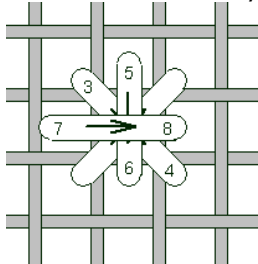
Stitch: Woven



Area: Dotted Pink/Turquoise
Border

Fibers: Sprinkles #71, Vineyard
Silk #C-005

Stitch: Tent and Smyrna Cross



Area: Stepped Lime Checks

Fibers: Vineyard Silk #C-060,
Very Velvet #621

Stitch: Byzantine Scotch

