

Associated Talents, Inc.

Patterned Hearts #HE-807



Supply List

DMC:

Memory Thread #6160

Kreinik:

#12 Braid #091

1/16th Ribbon #029L, #027L

Mill Hill:

Magnifica Bead #10069,
#10106, #10114, #10119

Rainbow Gallery:

Petite Frosty Rays #PY081
Petite Sparkle Rays #PS36,
#PS78

Petite Very Velvet #V650

Soft Sheen Fyre Werks #FT20

Renaissance Designs:

Sprinkles #27, #50

Vineyard Silk:

Classic #C-173, #C-163,
#C-174, #C-081, #C-197

Area: Pink Background

Fiber: Vineyard Silk #C-173

Stitch: Tent

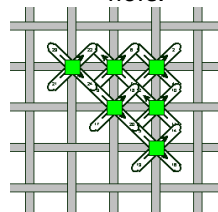
Area: Hearts

Fiber: Magnifica Beads
#10069, 10106, 10114

Technique: Basketweave
Beading

- Moving in a basketweave direction, apply the beads with a cross-stitch.
- The first step is to always come up in the lower left hole, going down in the upper right hole.

- When covering a vertical thread, come back up in the lower right hole, go through the **bottom** of the bead, and go back down in the upper left hole.
- When covering a horizontal thread, come up in the upper left hole, go through the **bottom** of the bead, and go back down in the lower right hole.



Associated Talents, Inc.

Patterned Hearts #HE-807

Area: Green Borders

Fiber: Memory Thread #6160

Technique: Couched Braid

- Using a large needle, open up the holes at the top of the stripe.
- Push 3 strands of Memory thread through these enlarged holes, and then anchor on the back.
- Braid the three strands to the length of the stripe.
- Open up the holes at the bottom of the stripe, plunging the three strands down.
- Anchor the bottom of the stripe to the back and couch down the braid, coming from both sides.

Area: Dark Green, Yellow, Light Blue, Hot Pink, and Orange Single Row Stripes

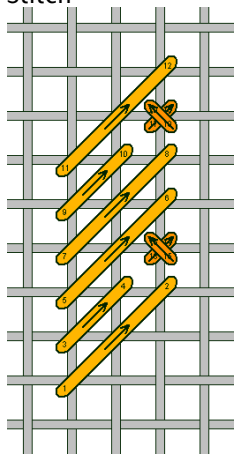
Fibers: Sprinkles #50, Vineyard Silk #C-163, Petite Sparkle Rays #PS36, Fyre Werks #FT20, 1/16th Ribbon #027L

Stitch: Tent

Area: Orange Stipe with Dots

Fibers: Petite Sparkle Rays #PS78, 1/16th Ribbon #027L

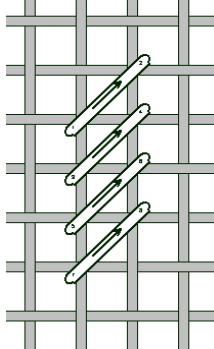
Stitch: Diagonal Satin w/ Cross Stitch



Area: Medium Green, Dark Blue, Medium Pink, Hot Pink(expand stitch to fit)

Fibers: Petite Frosty Rays #PY081, 1/16th Ribbon #029L, Very Velvet #V650, Fyre Werks #FT20


Stitch: Cashmere



Area: Medium Yellow Stripe

Fiber: #12 Braid #091


Stitch: Encroaching Cross-Stitch



Area: Checkerboard Pink Stripe

Fibers: Vineyard Silk #C-173, #C-174

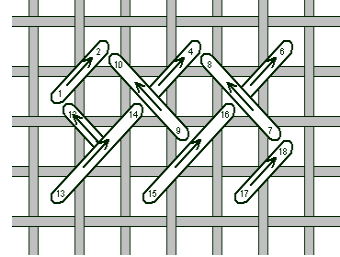
Stitch: Smyrna Checkerboard



Area: Light Blue Wide Stripe

Fiber: Petite Sparkle Rays #PS36

Stitch: Woven Stitch



Area: Plaid

Fibers: Sprinkles #27, Vineyard Silk #C-081, #C-197

Stitch: Tent

Area: Lines of Plaid

Fiber: Magnifica #10119, 10069

Technique: Apply beads with a cross-stitch, assuring that the hole of the bead lies in the same direction as the line on the canvas.