


Associated Talents, Inc.

Patterned Hearts #HE-810



Supply List

Kreinik

#12 Braid #9200

Mill Hill:

Magnifica Bead #10065, #10069, #10081

Rainbow Gallery:

Flair #F570, #F507

Neon Rays #N65

Petite Sparkle Rays #PS36

Petite Very Velvet #V650

Soft Sheen Fyre Werks #FT20

Renaissance Designs:

Sprinkles #27, #28

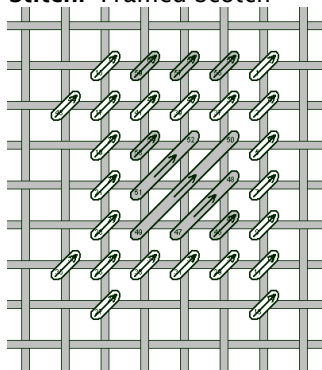
Vineyard Silk:

Classic #C-081, #C-197

Area: Lime/Green Checkerboard

Fibers: Sprinkles #27, Neon Rays #507

Stitch: Framed Scotch



Area: Green Background

Fiber: Vineyard Silk #C-197

Stitch: Tent

Area: Dots

Fiber: Magnifica #10065, #10069, #10081

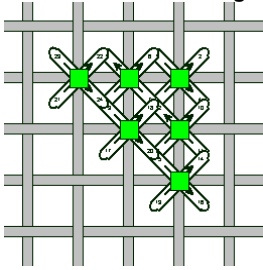
Technique: Basketweave Beading

- Moving in a basketweave direction, apply the beads with a cross-stitch.

Associated Talents, Inc.

Patterned Hearts #HE-810

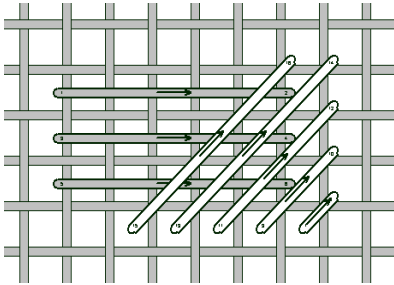
- The first step is to always come up in the lower left hole, going down in the upper right hole.
- When covering a vertical thread, come back up in the lower right hole, go through the **bottom** of the bead, and go back down in the upper left hole.
- When covering a horizontal thread, come up in the upper left hole, go through the **bottom** of the bead, and go back down in the lower right hole.



Area: Pink Border

Fibers: Very Velvet #V650, Flair #F507, Fyre Werks #FT20

Stitch: Padded Satin

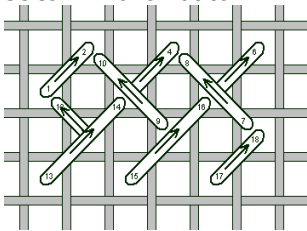


- Lay in horizontal padding stitches with Very Velvet.
- Cover the entire border with Flair, then come back and place the darker pink stripes.

Area: Light Blue

Fiber: Sprinkles #28

Stitch: Woven Stitch



Area: Pink Borders

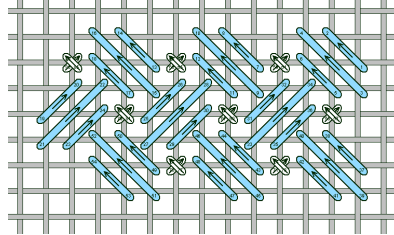
Fiber: #12 Braid #9200

Stitch: Cross Stitches

Area: Medium Blue with Dots

Fibers: Flair #F570, Magnifica #10065

Stitch: Criss-Cross Hungarian



Apply beads with cross-stitch in open hole.

Area: Center Blue

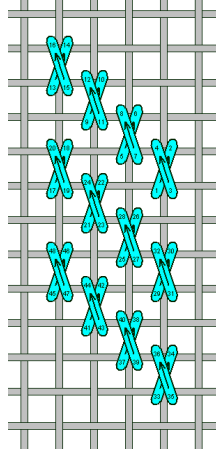
Fiber: Vineyard Silk #C-081

Stitch: Tent

Area: Far Right Light Blue

Fiber: Sparkle Rays #PS36

Stitch: Diagonal Elongated Cross-Stitch



Leave the darker painted row empty.