

Associated Talents, Inc.
LM-107 Three Mice/Plaid Halloween Mouse



Supply List

Associated Talents, Inc.
LM-107

Caron Collection
Soie Cristale
#5043 Lime Green

DMC Corporation
Floss
#B5200 Snow White

Kreinik Corporation
1/16th" Ribbon
#002HL Gold Hi Lustre
#005 Black

Miyuki Corporation
11/0 Delica
#DB0010 Opaque Black
#DB0635 Silk White

11/0 Delica
#DB0045 Silver Lined Orange

Needlepoint, Inc.
Silk
#631 Clove Range

Planet Earth Fibers
Pepper Pot Silk
#05 Mink
#09 Mushroom
#10 Shitake

Strandable Silk
#1090 Haze

LM-107 Three Mice/Plaid Halloween Mouse

Rainbow Gallery

Crystal Braid
#CR7 Yellow

Petite Silk Lame Braid
#SP112 Green
#SP115 Dark Orange

Vineyard Silk

Classic
#C-001 Petal

Area: Background

Thread: 4ply Needlepoint Inc.
Silk #631

Stitch: Tent

Area: White Ear Background


Thread: 2ply DMC Floss #5200

Stitch: Tent

Area: Yellow Dots

Thread: Crystal Braid #CR07

Stitch: Rhodes Circle Variation



Area: Black/White Ear

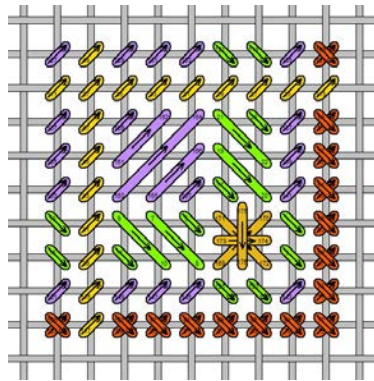
Threads: 1/16th" Ribbon #05,
11/0 Miyuki Delica #DB0635

Stitch/Technique: Tent Stitch;
Apply beads with a cross stitch
so the hole of the bead lines up
vertically.

Area: Plaid

Threads: 4ply Planet Earth
Strandable Silk #1090, 4ply Soie
Cristale #5043, Petite Silk Lame
Braid #SP112, #SP115, Crystal
Braid #CR07, 1/16th" Ribbon
#002HL

Stitches: Combination of Tent,
Scotch, Reverse Tent, Reverse
Cashmere, Scotch, and Smyrna
Cross



Area: Black Background

Thread: 1/16th" Ribbon #005

Stitch: Tent

Area: Mice

Threads: Pepper Pot Silk #05,
#09, #10, Vineyard Silk #C-001

Stitch: Tent

Area: Mouse Noses

Thread: Vineyard Silk #C-001

Stitch: French Knot

Area: Mouse Eyes

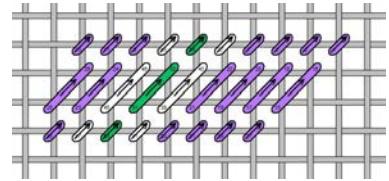
Bead: 11/0 Miyuki Delica
#DB0010

Technique: Apply bead with
cross-stitch.

Area: Candy Cane Border

Threads: 4ply Planet Earth
Strandable Silk #1090, 2ply
Petite Silk Lame Braid #SP112,
4ply Floss #5200

Stitch: Pencil Stitch



Area: Orange Borders

Threads: Petite Silk Lame Braid
#SP115, 10/0 Delica #DB0045

Technique: Apply beads with a
cross stitch, so the hole of the
bead sits vertically.

*Graphs are for representation of the
rhythm of a stitch, and may not fit the
specific, painted area. Unless otherwise
instructed, the stitches should be
compensated to fit the painted area,
appropriately.*

*Appropriate substitutions should be
made for any beads and/or
embellishments that may have been
discontinued.*