

Associated Talents, Inc.
 "Happy Easter" M-170



Supply List

Associated Talents
 M-170

Anchor
 Pearl Cotton #5 #292

Kreinik
 #12 Braid #003, #032, #9200
 #16 Braid #015, #024

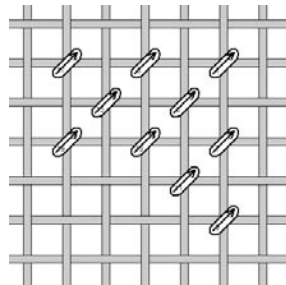
Needlepoint, Inc.
 Silk #411

Renaissance Designs
 Sprinkles #08, #62

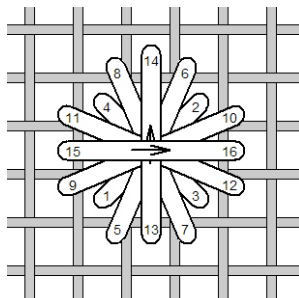
Rainbow Gallery
 Fyre Werks #FT17
 Fuzzy Stuff #FZ15
 Neon Rays #N15, #N55
 Petite Frosty Rays #PY217,
 #PY368, #PY372
 Sparkle Rays #SR02, #SR27,
 #SR58, #SR61
 Treasure Ribbon #PR88

Vineyard Silk
 Classic #C-004, #C077,
 #C078, #C-173

Area: Background
Fiber: Pearl Cotton #5 #292
Stitch: Skip Tent

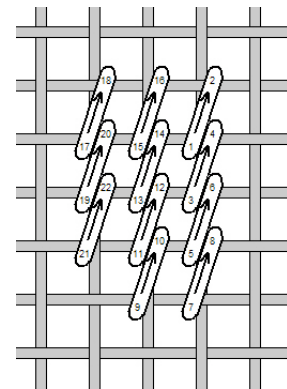


Area: Dots in Background
Fiber: Petite Frosty Rays
 #PY217
Stitch: Rhodes



Area: "E" Ground
Fiber: Sparkle Rays #SR61
Stitch: Tent

Area: Bunnies
Fiber: Fuzzy Stuff #FZ15
Stitch: Encroaching Goebelin



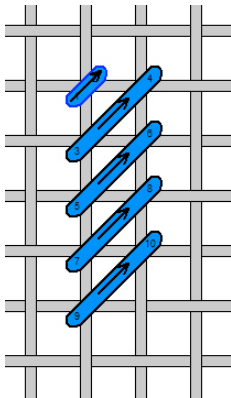
Area: Bunny Ears
Fibers: Sparkle Rays #58
Stitch: Tent

Associated Talents, Inc.

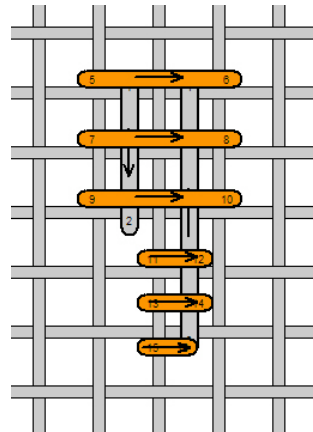
"Happy Easter" M-170

Area: Bunny Eyes and Nose
Fibers: #12 Braid #005, #9200
Stitch: Cross Stitch

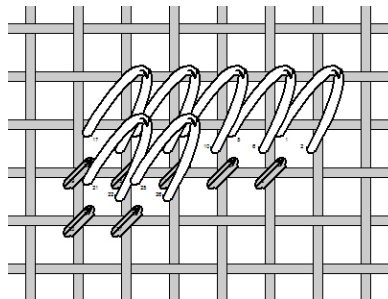
Area: Dark Blue and Green in "A"
Fibers: Treasure Ribbon #PR88, Fireworks #FT17
Stitch: Cashmere



Stitch: Horizontal Padded Satin

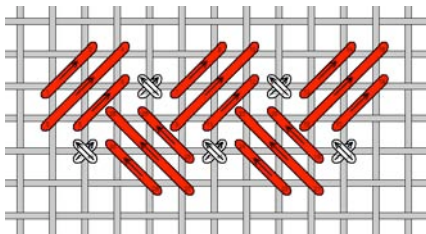


Area: Carrot Tops
Fiber: 4ply Silk #411
Stitch: Uncut Anchored Loop



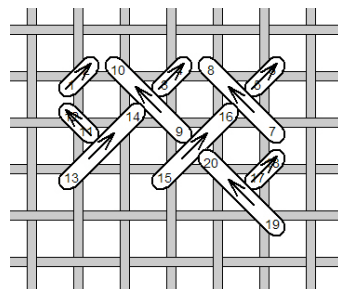
Area: Light Blue, Pinks in "A"
Fibers: Sprinkles #08, Vineyard Silk #C-004, #C-173
Stitch: Tent

Area: "S"
Fibers: Neon Rays #N15, #12 Braid #032
Stitch: Criss-Cross Hungarian

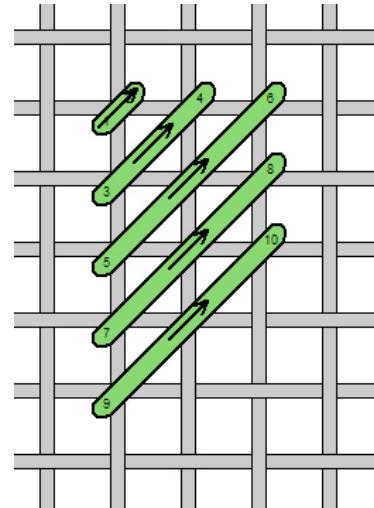


Area: Pink and Yellow in "E"
Fibers: #16 Braid #024, Sparkle Rays #SR27
Stitch: Tent

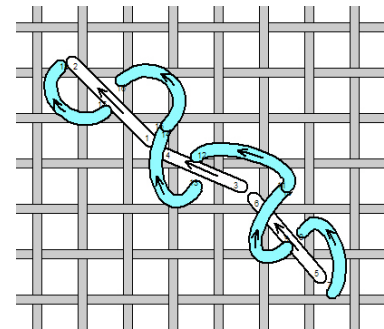
Area: Lime and Blue in "E"
Fibers: Sprinkles #62, Sparkles Rays #SR02
Stitch: Woven



Area: "R"
Fibers: Sprinkles #62, Petite Frosty Rays #PY372
Stitches: Aqua-tent Purple-Cashmere



Area: "happy"
Fiber: #16 Braid #015
Stitch: Wrapped Stem



Area: Blue Ground on "T"
Fibers: Vineyard Silk #C-078, #C-077
Stitch: Tent

Area: Carrots
Fiber: Petite Frosty Rays

Graphs are for representation of the rhythm of a stitch, and may not fit the specific, painted area. Unless otherwise instructed, the stitches should be compensated to fit the painted area, appropriately.